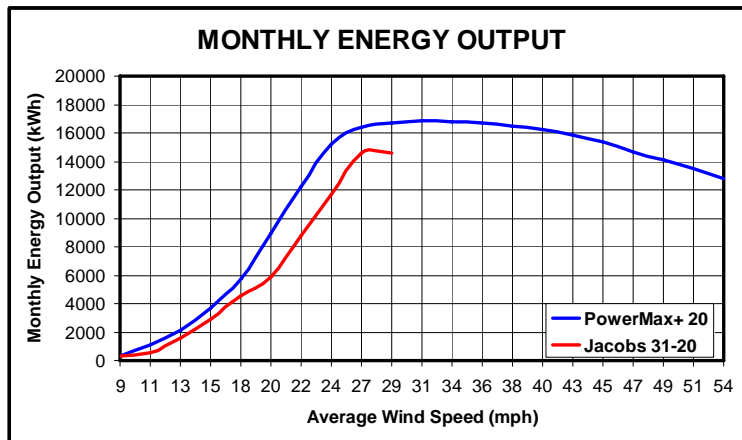
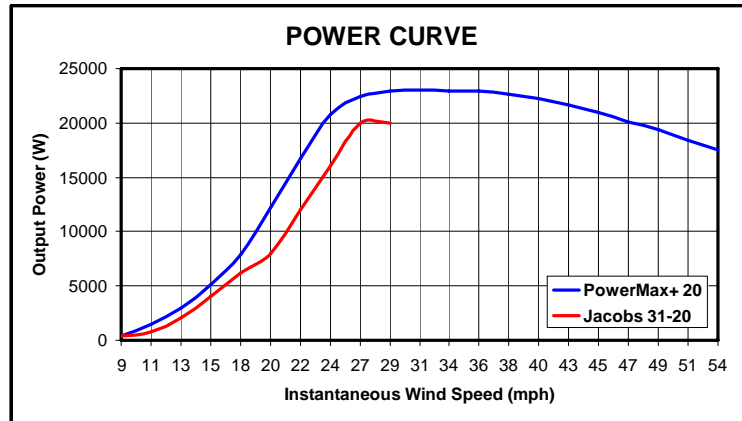
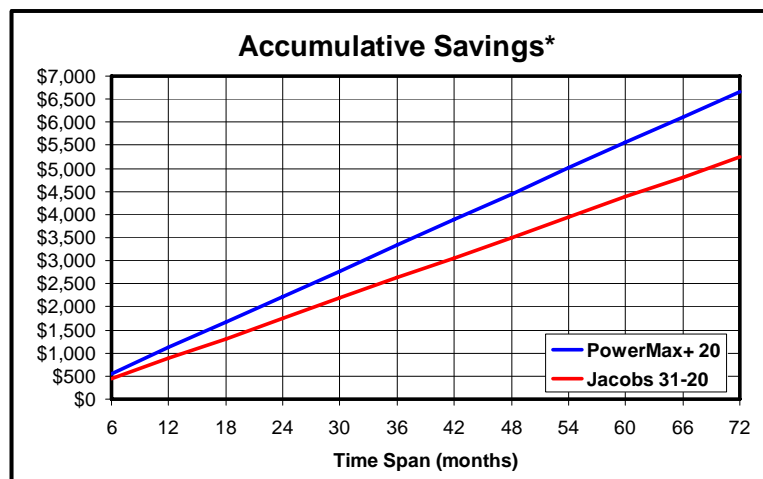


PowerMax+ 20k vs. Jacobs 31-20

The **PowerMax+ 20k** is a stronger generator that has a more aggressive power curve, producing higher output in varying wind speeds. The following output charts appear incomplete because no further energy output data could be found on the Jacobs 31-20.



During the first six year period of wind turbine ownership, here is the cost savings comparison. As you can tell from these graphs, the **PowerMax+ 20k** is a much wiser investment, taking half the time to pay for itself and essentially doubling your return on investment.



*Actual cost savings may vary depending on local utility rates and average wind speed. The above graph was created using the following assumptions: Utility rates of \$0.15/kWh and an average annual wind speed of 15mph.